



ABC

05:17 PM



RECIPE BOX

Sign In/Sign Up




ABC


05:17 PM




Menu

 Add Recipe

 Search

 Gallery

 Settings

RECIPE BOX

Sign In/Sign Up



ABC

05:17 PM



Sign In



Menu

Sign In

Email Address

Password

Remember Password

[Forgot Password?](#)

Sign In/Sign Up



ABC

05:17 PM



Sign In



Menu

Sign In

renee21@gmail.com

.....

Remember Password

[Forgot Password?](#)

Sign In/Sign Up





ABC

05:17 PM



Sign In



Menu

Sign In

- Email address is a required field.
- Password is a required field.



Add Recipe Menu



Recipe Name

Category

Rating

Source

Ingredients:

Directions:

Notes:

Preview

Save



ABC

05:17 PM



Add Recipe

Menu



Lemon Garlic Shrimp

Category



Rating



Source

Ingredients:

Directions:

Notes:



ABC

05:17 PM



Add Recipe

Menu



Lemon Garlic Shrimp

Category



Rating



Source

Ingredients:

1 stick butter

1 lemon sliced thinly

1 lbs shrimp

1 pack dried Italian seasonings

Directions:

Melt stick of butter, slice one lemon and lay

of l

Q W E R T Y U I O P

A S D F G H J K L

↑ Z X C V B N M ↵

123 🌐 🎤 space return

Add Recipe **Menu**



Lemon Garlic Shrimp

Category

Rating

Int

Appetizer

Breakfast

Lunch

Dinner

Dessert

Create

Ingredients:
1 stick butter
1 lemon sliced thin
1 lbs shrimp
1 pack dried Italian

Directions:
Melt stick of butter
lay
of l



Add Recipe Menu



Lemon Garlic Shrimp

Dinner

Rating

Internet

- ★ ★ ★ ★ ★

- ★ ★ ★ ★

- ★ ★ ★

- ★ ★

- ★

asonings

ce one lemon and

Y U I O P



ABC

05:17 PM



Add Recipe

Menu

Recipe Name

Category



Rating



So

Appetizer

Breakfast

Lunch

Dinner

Dessert

Create

Ingredients:

Directions:

Notes:

Prev



Add Recipe Menu



Recipe Name

Category

Rating

Source

- ★★★★★
- ★★★★
- ★★★
- ★★
- ★

Text area for recipe details with a vertical scrollbar.

Save



ABC

05:17 PM



Add Recipe



Menu



Lemon Garlic Shrimp

Dinner



Internet

Ingredients:

Directions:

Notes:





ABC

05:17 PM



Add Recipe



Menu



Add Photo: This launches the phones photo gallery.

Rating



Ingredients:

Directions:

Notes:

Preview

Save





Lemon Garlic Shrimp

Dinner

Internet

★★★★★ April 21, 2015

Ingredients:

- 1 stick butter
- 1 lemon sliced thinly
- 1 lbs shrimp
- 1 pack dried Italian seasonings

Directions:

Melt stick of butter, slice one lemon and layer on top of butter, put Shrimp on top of lemons, sprinkle one pack of dried Italian seasonings on top. Bake 350 for



Edit

Share





Lemon Garlic Shrimp

Dinner

Internet


★★★★★ April 21, 2015


Ingredients:


- 1 stick butter
- 1 lemon sliced thinly
- 1 lbs shrimp
- 1 pack dried Italian sea


Directions:

Melt stick of butter, slic
 layer on top of butter, p
 of lemons, sprinkle one
 Italian seasonings on t

-  Facebook

-  Email

-  Blog

-  Twitter

Edit

Share



ABC

05:17 PM



Recipe

Menu

Facebook: Goes to Facebook to set up configuration.

Email: Launches email account.

Blog: Asks for information to configure Blog.

Twitter: Goes to Twitter to set up configuration.

NOTE: Once configured, these links go directly to site to post recipe.

shrimp

ook

r

re



ABC

05:17 PM



Search



Menu

Filter By



Mozzarella & Tomatoes
Appetizer
Internet



Hummas
Appetizer
Vicky Poppe



Garlic Mashed Potatoes
Dinner
Restaurant



ABC

05:17 PM



Search

Menu



Mozzarella & Tomato

Appetizer

Internet



August 4, 2013

Ingredients:

3 large tomatoes, sliced

8 ounces mozzarella cheese, sliced

1/4 cup olive oil

1/4 cup balsamic vinegar

Directions:

Place tomato slices, alternating with mozzarella slices, on a large serving platter. Combine oil, balsamic vinegar, salt, and pepper in a jar with a tight-



Edit

Share



Search



Menu



Mozzarella & Tomato

Appetizer

Internet



August 4, 2013

Ingredients:

- 3 large tomatoes, sliced
- 8 ounces mozzarella cheese
- 1/4 cup olive oil
- 1/4 cup balsamic vinegar

Directions:

Place tomato slices, alternating with mozzarella slices, on a platter. Combine oil, balsamic vinegar, salt, and pepper in a jar.



Facebook



Email



Blog



Twitter

Edit

Share



Search



Menu

Filter By Category

Search



Mozzarella
Appetizer
Intern
★★★★



Hummus
Appetizer
Vicky P
★★★★



Garlic M
Dinner
Restau
★★★★

Rating (H-L)

Source

Appetizer

Breakfast

Lunch

Dinner

Dessert



ABC


05:17 PM



Search



Menu

Filter By Rating (H-L) 

 Search



Lemon Garlic Shrimp
Dinner
Mom
★★★★★



Hummas
Appetizer
Vicky Poppe
★★★★★



Spaghetti & Meatballs
Dinner
Belisimo
★★★★★



ABC

05:17 PM



Search



Menu

Filter By



Mozzarella & Tomatoes
Appetizer
Internet



Hummas
Appetizer
Vicky Poppe



ABC

05:17 PM



Search



Menu

Filter By



Coconut Mousse Pie
Dessert
Vicky Poppe



Chocolate Filled Crepes
Dessert
Sage Bistro



Rice Pudding
Dessert
Mom





Coconut Mousse Pie

Dessert

Vicky Poppe

★★★★★ June 21, 2014

Ingredients:

- 1 package flaked coconut, toasted
- 1/4 cup butter, melted
- 1 pack coconut cream pudding
- 1 1/2 cup milk
- 1 cup heavy whipping cream, whipped
- 1 tablespoon sugar

Directions:

Reserve 2 tablespoons toasted coconut. Combine remaining coconut and melted

Edit Share



Recipe



Menu



Coconut Mousse Pie

Dessert

Vicky Poppe

★★★★★ June 21, 2014

Ingredients:

- 1 package flaked coconut
- 1/4 cup butter, melted
- 1 pack coconut cream pie filling
- 1 1/2 cup milk
- 1 cup heavy whipping cream
- 1 tablespoon sugar

Directions:

- Reserve 2 tablespoons coconut
- Combine remaining coconut

- Facebook

- Email

- Blog

- Twitter

Edit

Share



Facebook: Goes to Facebook to set up configuration.

Email: Launches email account.

Blog: Asks for information to configure Blog.

Twitter: Goes to Twitter to set up configuration.

NOTE: Once configured, these links go directly to site to post recipe.

e Pie

ook

r

re





ABC

05:18 PM



Gallery



Menu

Filter By



ABC

05:18 PM



Gallery



Menu

Filter By



Rating (H-L)

Source

Appetizer

Breakfast

Lunch

Dinner

Dessert





ABC

05:18 PM



Gallery



Menu

Filter By





ABC

05:18 PM



Gallery



Menu

Filter By





ABC

05:18 PM



Settings



Menu



Name

Age Range

Female

Click below to set configurations:

Facebook

Email

Blog

Twitter

Edit

Save





ABC

05:18 PM



Settings



Menu



Renee

Age Range



Female



Click below to set configurations:

Facebook

Email

Blog

Twitter

Edit

Save





Name

Age Range

Female

Click below

Facebook

Email

Blog

Twitter

Before using social media, these links will go directly to the sites and will then give prompts for the user to fill in configurations. Configurations will then automatically be saved on Recipe Box. The email link will launch email client.



Settings



Menu



- 15-24
- 25-39
- 40-54
- 55-69
- 70-85

Click below to set config





ABC

05:18 PM



Settings



Menu



Name

40-54

Female

Click below to set configurations:

Facebook

Email

Blog

Twitter

Edit

Save





ABC

05:18 PM



Settings



Menu



PROFILE PHOTO:
This launches the
phone photo gallery.

Click below to set configurations:

Facebook

Email

Blog

Twitter

Edit

Save

